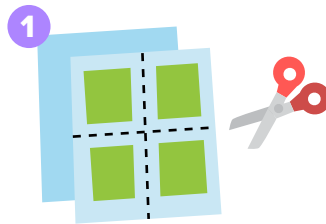




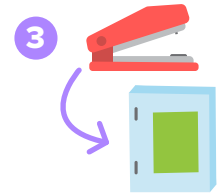
# ALL ABOUT ME!



1 Cut out the pages



2 Organize in a stack



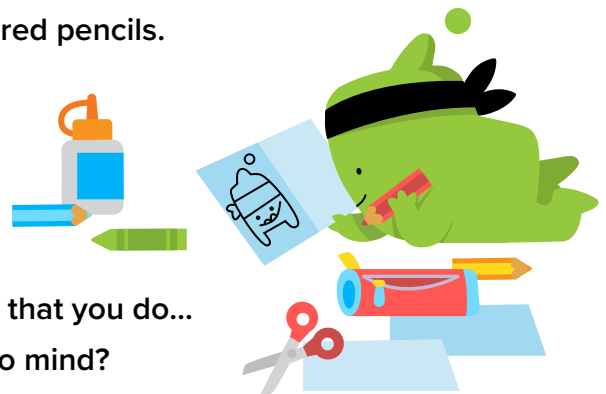
3 Staple together!

## PREPARATION

- A** Download and print copies of the “All About Me!” worksheet for each student in your class.
- B** Grab a few sets of scissors (unless the teacher will cut them for students).
- C** Provide students with markers, crayons, or colored pencils.

## ACTIVITY

- 1** Start the activity by reflecting with your class.
  - Think about who you are and the things that you do...
  - What did you think about, what comes to mind?
- 2** Discuss the activity.
  - Think about the ways you are KIND, SMART, BRAVE, SILLY, CALM and what makes you, YOU!
  - Time permitting, call on 1-2 students to provide examples for the class.
- 3** Let's get started!
  - Have students complete the activity.
  - Once done, they can partner read, or share with the class. (This can also be done during reading time or during an author's chair).



# ALL ABOUT ME!

Fill in the blanks for what makes you, you! Then cut and staple the booklet together.

**I am me!**



Made by:

---

---

**I am kind because...**



---

---

---

**I am smart because...**



---

---

---

**I am brave because...**



---

---


---

Name: \_\_\_\_\_

# ALL ABOUT ME!

Fill in the blanks for what makes you, you! Then cut and staple the booklet together.

**I am silly because...**



-----  
-----  
-----

**I am calm because...**



-----  
-----  
-----

**I am ME because...**



-----  
-----  
-----

**I am ..... !**





-----  
-----  
-----

Name: .....

# ALL ABOUT ME!

Fill in the blanks for what makes you, you! Then cut and staple the booklet together.


**I am me!**



Made by:


-----  
-----

**I am kind because...**




-----  
-----  
-----

**I am smart because...**



-----  
-----  
-----

**I am brave because...**



-----  
-----  
-----

Name: \_\_\_\_\_

# ALL ABOUT ME!


Fill in the blanks for what makes you, you! Then cut and staple the booklet together.

**I am silly because...**



-----  
-----  
-----

**I am calm because...**



-----  
-----  
-----

**I am ME because...**



-----  
-----  
-----

**I am ..... !**

-----  
-----  
-----

Name: .....