



STICKY SITUATIONS

“Be somebody who makes everybody feel like a somebody.”

Kid President

PREPARATION

- Download and print copies of the Sticky Situations worksheet for each student in your class.
- Provide students with markers, or colored pencils

ACTIVITY

- 1 Start the activity by reflecting with your class (3 min)
 - The Teacher will ask, “What has been a challenging part of this school year so far?”
 - Once students have shared, the Teacher will say, “Thank you so much for sharing! We all have challenges sometimes. This helps us to understand how others feel when they go through challenges and allows us to respond appropriately when others are having a hard time. I want you to think of how you feel when you experience challenges and keep that in mind throughout this activity.”
- 2 Think!
 - Students will answer Sticky Situation #1 Independently (3 min.)
- 3 Pair!
 - Students will share their Sticky Situation #1 answer with a partner (2 min.)
- 4 Share!
 - The Teacher will facilitate a class discussion on what the empathetic response would be to Sticky Situation #1. (3 min.)
- 5 Repeat!
 - Repeat Steps 2 - 4 for the remaining Sticky Situations
- 6 Display!
 - Student worksheets can be displayed to remind students to respond to others with empathy.
- 7 Post!
 - Be sure to tag photos of your activity with #DojoKindness and tag @ClassDojo



Sticky Situation #1

Name: _____

You are excited to finally go out to recess. On your way outside, you see a student who has dropped their backpack, and all of their things have fallen onto the floor. How would you respond?

- *Ignore them and keep walking*
- *Laugh because they are clumsy*
- *Stop and help them pick up their belongings*


Why did you choose that answer? _____

Sticky Situation #2

A new student has come to your school, and they haven't made any friends yet. You notice that they sit alone at lunchtime and have no one to play with at recess. Sometimes, other students make fun of how they talk or the shoes that they wear. How would you respond?

- *Join your classmates in making fun of the student*
- *Introduce yourself to the student and ask them if they want to play with you at recess*
- *Stare at the student when they pass by you in the hallway*

Why did you choose that answer? _____

Sticky Situation #3

You notice that one of your classmates has dropped \$5 out of their pocket, and they haven't noticed. The money is sitting on the ground near your desk, and you are the only person that has seen it. How would you respond?

- *Slide the cash toward your desk and pick it up. You've got snack money now!*
- *Take the money and buy snacks for you and your friends after school*
- *Return the money to the student who dropped it*


Why did you choose that answer? _____



STICKY SITUATIONS

“Be somebody who makes everybody feel like a somebody.”

Kid President

PREPARATION

- Download and print copies of the Sticky Situations worksheet for each student in your class.
- Provide students with markers, or colored pencils

ACTIVITY

1 Start the activity by reflecting with your class (3 min)

- The Teacher will ask, “What has been a challenging part of this school year so far?”
- Once students have shared, the Teacher will say, “Thank you so much for sharing! We all have challenges sometimes. This helps us to understand how others feel when they go through challenges and allows us to respond appropriately when others are having a hard time. I want you to think of how you feel when you experience challenges and keep that in mind throughout this activity.”

2 Think!

- Students will answer Sticky Situation #1 Independently (3 min.)

3 Pair!

- Students will share their Sticky Situation #1 answer with a partner (2 min.)

4 Share!

- The Teacher will facilitate a class discussion on what the empathetic response would be to Sticky Situation #1. (3 min.)

5 Repeat!


- Repeat Steps 2 - 4 for the remaining Sticky Situations


6 Display!

- Student worksheets can be displayed to remind students to respond to others with empathy.

7 Post!

- Be sure to tag photos of your activity with #DojoKindness and tag @ClassDojo




**Sticky Situation #1**

Name: _____

You are excited to finally go out to recess. On your way outside, you see a student who has dropped their backpack, and all of their things have fallen onto the floor. How would you respond?

- *Ignore them and keep walking*
- *Laugh because they are clumsy*
- *Stop and help them pick up their belongings*



Why did you choose that answer? _____

Sticky Situation #2

A new student has come to your school, and they haven't made any friends yet. You notice that they sit alone at lunchtime and have no one to play with at recess. Sometimes, other students make fun of how they talk or the shoes that they wear. How would you respond?


- *Join your classmates in making fun of the student*
- *Introduce yourself to the student and ask them if they want to play with you at recess*
- *Stare at the student when they pass by you in the hallway*

Why did you choose that answer? _____

Sticky Situation #3

You notice that one of your classmates has dropped \$5 out of their pocket, and they haven't noticed. The money is sitting on the ground near your desk, and you are the only person that has seen it. How would you respond?

- *Slide the cash toward your desk and pick it up. You've got snack money now!*
- *Take the money and buy snacks for you and your friends after school*
- *Return the money to the student who dropped it*



Why did you choose that answer? _____
